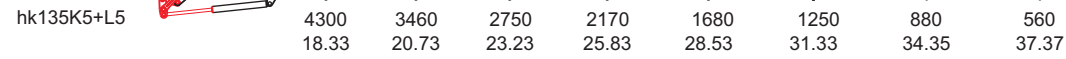
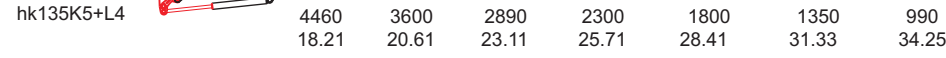
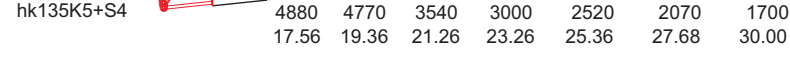
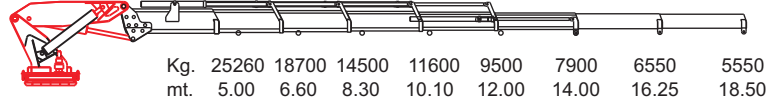
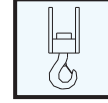
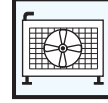


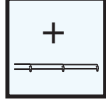
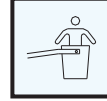
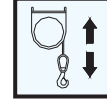
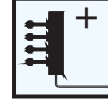
hk135K5



STANDART

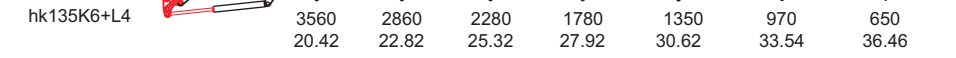
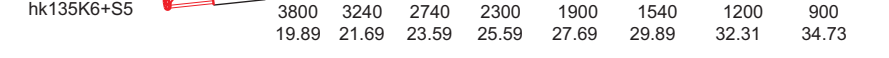
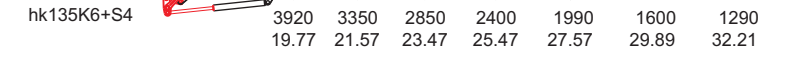
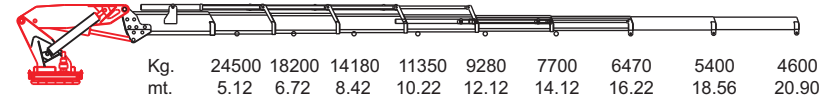
Dönüş Açısı
Slewing AngleKoltuk
SeatHidrolik Yağ Tankı
Oil TankKanca
HookYağ Soğutucusu
Oil Cooler

OPSİYONEL

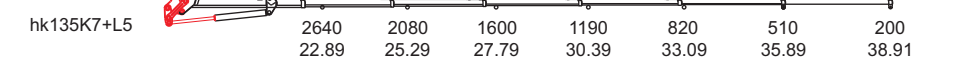
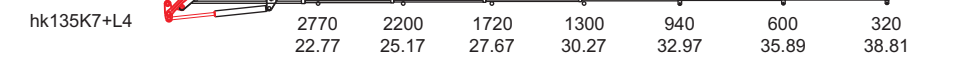
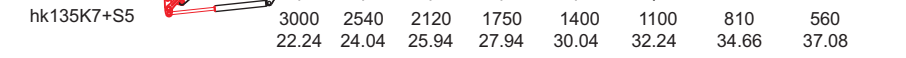
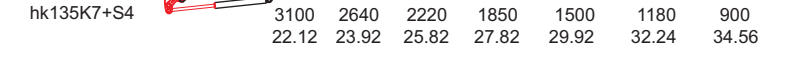
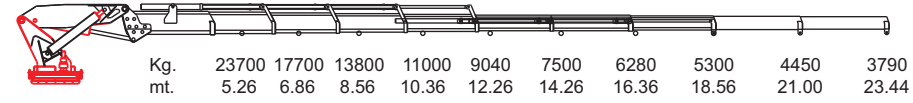
İlave Mekanik Bom
Mechanic Extensionsİnsan Sepeti
BasketHalat Tamburu
WinchUzaktan Kumanda
Remote Controlİlave Kumanda Dilimi
Additional Function

Teknik bilgiler yol gösterici olup, bağlayıcı değildir. Ölçüleri, özellikleri değiştirme ve geliştirme hakkımız saklıdır.
Technical specialty is guider but not connective. Our changing right about size and feature is secret.

hk135K6



hk135K7



		hk 135 K5	hk 135 K6	hk 135 K7
Max. Kaldırma Momenti - Max. Lifting Moment	(Tm)	135	135	135
Max. Kaldırma Kapasitesi (3m. radüste) - Max. Lifting Capacity (at 3m. radius)	(Ton)	45	45	45
Hidrolik Bom Sayısı - Number of Hydraulic Boom	(Adet)	5	6	7
Max. Hidrolik Uzanma Mesafesi - Max. Hydraulic Reach	(m)	14.00	16.22	18.56
Max. Mekanik Uzanma Mesafesi - Max. Manuel Reach	(m)	18.50	20.90	23.44
Max. Dönüş Açısı - Max. Slewing Angle	(°)	Sürekli (Continuous)	Sürekli (Continuous)	Sürekli (Continuous)
Vinç Şasi Yüksekliği - Crane Chassis Height	(mm)	415	415	415
Max. Çalışma Basıncı - Max. Working Pressure	(Bar)	250	250	250
Yağ Tankı Kapasitesi - Oil Tank Capacity	(lt)	481	506	522
Max. Çalışma Açısı - Max. Working Angle	(°)	85	85	85
A	(mm)	5450	5570	5690