

hk135L5

	Kg.	22050	15750	11900	9370	7540	6170	5100	4200
	mt.	5.62	7.62	9.72	11.92	14.22	16.62	19.12	21.86

hk135L5+S4	3700	3150	2650	2200	1820	1440	1100	
	20.06	21.86	23.76	25.76	27.86	30.18	32.50	
hk135L5+S5	3590	3040	2550	2100	1720	1370	1040	750
	20.18	21.98	23.88	25.88	27.98	30.18	32.60	35.02
hk135L5+L4	3340	2850	2100	1600	1190	810	490	
	20.71	23.11	25.61	28.21	30.91	33.83	36.75	
hk135L5+L5	3200	2530	1970	1490	1075	700	380	100
	20.83	23.23	25.73	28.33	31.03	33.83	36.85	39.87

hk135L6

	Kg.	21900	15600	11780	9200	7400	6000	4960	4070	3380
	mt.	5.62	7.62	9.72	11.92	14.22	16.62	19.12	21.86	24.60

hk135L6+S4	2830	2400	1990	1630	1300	990	750	
	22.67	24.47	26.37	28.37	30.47	32.79	35.11	
hk135L6+S5	2720	2290	1890	1530	1210	710	630	380
	22.79	24.59	26.49	28.49	30.59	32.79	35.21	37.63
hk135L6+L4	2510	1970	1500	1100	750	420	150	
	23.32	25.72	28.22	30.82	33.52	36.44	39.36	
hk135L6+L5	2400	1850	1380	980	630	320	100	
	23.44	25.84	28.34	30.94	33.64	36.44	39.46	

hk135L7

	Kg.	21100	15000	11390	8890	7100	5750	4700	3870	3170	2600
	mt.	5.76	7.76	9.86	12.06	14.36	16.76	19.26	21.86	24.70	27.54

hk135L7+S4	2060	1710	1380	1100	810	540	310	
	25.41	27.21	29.11	31.11	33.21	35.53	37.85	
hk135L7+S5	1960	1610	1290	1000	725	470	230	
	25.53	27.33	29.23	31.23	33.33	35.53	37.95	
hk135L7+L4	1780	1340	960	600	320			
	26.06	28.46	30.96	33.56	36.26			

STANDART



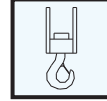
Dönüş Açısı
Slewing Angle



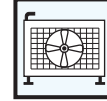
Koltuk
Seat



Hidrolik Yağ Tankı
Oil Tank

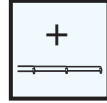


Kanca
Hook



Yağ Soğutucusu
Oil Cooler

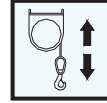
OPSİYONEL



İlave Mekanik Bom
Mechanic Extensions



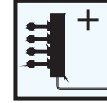
İnsan Sepeti
Basket



Halat Tamburu
Winch



Uzaktan Kumanda
Remote Control



İlave Kumanda Dilimi
Additional Function

STANDARD

OPSİYONEL

Teknik bilgiler yol gösterici olup, bağlayıcı değildir. Ölçüleri, özellikleri değiştirme ve geliştirme hakkımız saklıdır.
Technical specialty is guider but not connective. Our changing right about size and feature is secret.

		hk 135 L5	hk 135 L6	hk 135 L7
Max. Kaldırma Momenti - Max. Lifting Moment	(Tm)	135	135	135
Max. Kaldırma Kapasitesi (3m. radüste) - Max. Lifting Capacity (at 3m. radius)	(Ton)	45	45	45
Hidrolik Bom Sayısı - Number of Hydraulic Boom	(Adet)	5	6	7
Max. Hidrolik Uzanma Mesafesi - Max. Hydraulic Reach	(m)	16.62	19.12	21.86
Max. Mekanik Uzanma Mesafesi - Max. Manuel Reach	(m)	21.86	24.60	27.54
Max. Dönüş Açısı - Max. Slewing Angle	(°)	Sürekli (Continuous)	Sürekli (Continuous)	Sürekli (Continuous)
Vinç Şasi Yüksekliği - Crane Chassis Height	(mm)	415	415	415
Max. Çalışma Basıncı - Max. Working Pressure	(Bar)	250	250	250
Yağ Tankı Kapasitesi - Oil Tank Capacity	(lt)	495	533	558
Max. Çalışma Açısı- Max. Working Angle	(°)	85	85	85
A	(mm)	5950	6070	6190