

STANDART



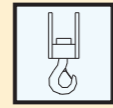
Dönüş Açısı
Slewing Angle



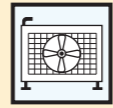
Koltuk
Seat



Hidrolik Yağ Tankı
Oil Tank

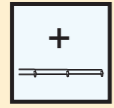


Kanca
Hook



Yağ Soğutucusu
Oil Cooler

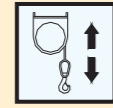
OPSİYONEL



İlave Mekanik Bom
Mechanic Extensions



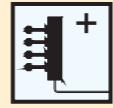
İnsan Sepeti
Basket



Halat Tamburu
Winch



Uzaktan Kumanda
Remote Control



İlave Kumanda Dilimi
Additional Function

Teknik bilgiler yol gösterici olup, bağlayıcı değildir. Ölçüleri, özellikleri değiştirme ve geliştirme hakkımız saklıdır.
Technical specialty is guider but not connective. Our changing right about size and feature is secret.

hk 180 L5

Kg.	34850	22010	16590	13010	10470	8580	7050	5860
mt.	4.83	7.37	9.47	11.67	13.97	16.37	19.01	21.75

hk 180 L5+S3

Kg.	5890	4970	4280	3670	3090	2580
mt.	19.25	21.33	23.23	25.23	27.45	29.77

hk 180 L5+S4

Kg.	5790	4830	4140	3540	3000	2480	2030
mt.	19.25	21.45	23.35	25.35	27.40	29.77	32.19

hk 180 L5+S5

Kg.	5690	4700	4020	3410	2870	2390	1930	1530
mt.	19.25	21.53	23.43	25.43	27.53	29.73	32.15	34.67

hk 180 L5+S6

Kg.	5590	4550	3880	3280	2740	2270	1830	1430	1060
mt.	19.25	21.65	23.55	25.55	27.65	29.85	32.15	34.67	37.29

hk 180 L5+L3

Kg.	5370	4290	3500	2820	2220	1700
mt.	19.85	22.53	25.03	27.63	30.45	33.37

hk 180 L5+L4

Kg.	5270	4150	3350	2690	2120	1600	1150
mt.	19.85	22.65	25.15	27.75	30.45	33.37	36.39

hk 180 L5+L5

Kg.	5170	4000	3240	2570	2000	1500	1060	650
mt.	19.85	22.73	25.23	27.83	30.53	33.33	36.35	39.47

hk 180 L6

Kg.	34590	21360	16100	12590	10100	8240	6810	5610	4650
mt.	4.83	7.49	9.59	11.79	14.09	16.49	18.99	21.73	24.57

hk 180 L6+S3

Kg.	4510	3790	3245	2745	2260	1830
mt.	21.87	23.95	25.85	27.85	30.07	32.39

hk 180 L6+S4

Kg.	4410	3660	3110	2610	2160	1730	1350
mt.	21.87	24.07	25.97	27.97	30.07	32.39	34.81

hk 180 L6+S5

Kg.	4310	3530	2990	2490	2050	1640	1260	900
mt.	21.87	24.15	26.05	28.05	30.15	32.35	34.77	37.29

hk 180 L6+S6

Kg.	4210	3390	2860	2370	1920	1520	1150	800	500
mt.	21.87	24.27	26.17	28.17	30.27	32.47	34.77	37.29	39.91

hk 180 L6+L3

Kg.	4050	3200	2550	2000	1490	1050
mt.	22.47	25.15	27.65	30.25	33.07	35.99

hk 180 L6+L4

Kg.	3960	3070	2430	1870	1390	950	560
mt.	22.47	25.27	27.77	30.37	33.07	35.99	39.01

hk 180 L7

Kg.	34310	20640	15540	12130	9690	7870	6450	5330	4370	3590
mt.	4.83	7.63	9.73	11.93	14.23	16.63	19.13	21.73	24.57	27.51

hk 180 L7+S3

Kg.	3310	2890	2290	1880	1480	1120
mt.	24.61	26.69	28.59	30.59	32.81	35.13

hk 180 L7+S4

Kg.	3210	2610	2160	1760	1380	1020	690
mt.	24.61	26.81	28.71	30.71	32.81	35.13	37.55

hk 180 L7+L3

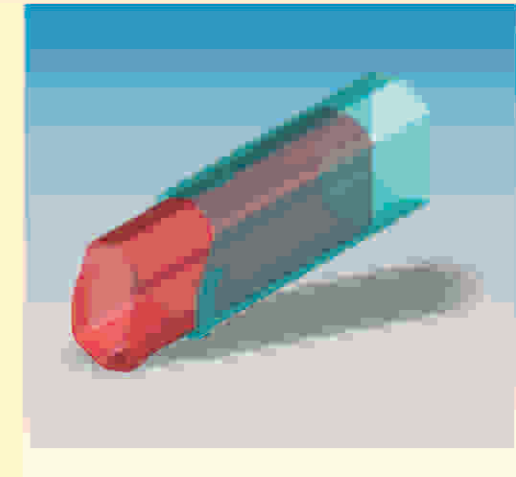
Kg.	2910	2220	1690	1220	790	410
mt.	25.21	27.89	30.39	32.99	35.81	38.73

hk 180 L8

Kg.	34090	19990	15060	11730	9350	7550	6165	5050	4150	3350	2710
mt.	4.83	7.77	9.87	12.07	14.37	16.77	19.27	21.87	24.57	27.55	30.55

hk 180 L8+S3

Kg.	2330	1870	1500	1160	820	510
mt.	27.45	29.53	31.43	33.43	35.65	37.97



Katalogdaki fotoğraflar HİDROKON LTD.ŞTİ. nin izni olmadan kopyalanamaz.
The photographs in catalogue can't be copied without the permission of HİDROKON LTD. ŞTİ.

	hk 180 L5	hk 180 L6	hk 180 L7	hk 180 L8
Max. Kaldırma Momenti - Max. Lifting Moment	(Tm)	180	180	180
Max. Kaldırma Kapasitesi (3m. radüste) - Max. Lifting Capacity (at 3m. Radius)	(Ton)	60	60	60
Hidrolik Bom Sayısı - Number of Hydraulic Boom	(Adet)	5	6	7
Max. Hidrolik Uzanma Mesafesi - Max. Hydraulic Reach	(m)	16.37	18.99	21.73
Max. Mekanik Uzanma Mesafesi - Max. Manuel Reach	(m)	21.75	25.47	27.51
Max. Dönüş Açısı - Max. Slewing Angle	(°)	Sürekli (Continuous)	Sürekli (Continuous)	Sürekli (Continuous)
Vinç Şasi Yüksekliği - Crane Chassis Height	(mm)	320	320	320
Max. Çalışma Basıncı - Max. Working Pressure	(Bar)	250	250	250
Yağ Tankı Kapasitesi - Oil Tank Capacity	(lt)	660	690	720
Max. Çalışma Açısı - Max. Working Angle	(°)	85	85	85
A	(mm)	5370	5490	5610
B	(mm)	5734	5854	5974
C	(mm)	8279	8399	8519