

Model	Kg.	3.72	5.48	7.08	8.78	10.68	12.58
hk 60 YK3	15000	9830	7360	5720	4500	3650	
	mt.	3.72	5.48	7.08	8.78	10.68	12.58
hk 60 YK3+S3	3240	2450	1910	1470	1090	770	
	mt.	11.56	13.62	15.52	17.52	19.72	22.02
hk 60 YK3+S4	3150	2350	1800	1380	1000	690	420
	mt.	11.56	13.70	15.60	17.60	19.70	22.00
hk 60 YK3+L3	2980	2190	1650	1210	840	530	
	mt.	11.96	14.22	16.32	18.52	20.92	23.42
hk 60 YK3+L3	2900	2085	1540	1110	760	450	200
	mt.	11.96	14.30	16.40	18.60	20.90	23.40
hk 60 YK4	14920	9500	7140	5550	4400	3500	2850
	mt.	3.72	5.56	7.16	8.86	10.66	12.66
hk 60 YK4+S3	2400	1820	1400	1050	730	470	
	mt.	13.47	15.53	17.43	19.43	21.63	23.93
hk 60 YK4+S4	2330	1720	1300	950	650	390	
	mt.	13.47	15.61	17.51	19.51	21.61	23.91
hk 60 YK4+L3	2200	1600	1170	810	510	240	
	mt.	13.87	16.13	18.23	20.43	22.83	25.33
hk 60 YK4+L3	2120	1500	1070	725	430	170	
	mt.	13.87	16.21	18.31	20.51	22.81	25.31

Model	Kg.	3.72	5.64	7.24	8.94	10.74	12.64	14.74	16.94
hk 60 YK5	14830	9340	6960	5420	4280	3450	2765	2240	
	mt.	3.72	5.64	7.24	8.94	10.74	12.64	14.74	16.94
hk 60 YK5+S3	1750	1300	960	670	410				
	mt.	15.45	17.51	19.41	21.41	23.61			
hk 60 YK5+S4	1675	1200	860	580	330				
	mt.	15.45	17.59	19.49	21.49	23.59			
hk 60 YK5+L3	1570	1100	760	470	210				
	mt.	15.85	18.11	20.21	22.41	24.81			
hk 60 YK5+L4	1550	1060	720	430	190				
	mt.	15.85	18.19	20.29	22.49	24.79			

Model	Kg.	3.72	5.74	7.34	9.04	10.84	12.74	14.74	16.96	1700
hk 60 YK6	14750	9045	6780	5250	4150	3325	2690	2160	1700	
	mt.	3.72	5.74	7.34	9.04	10.84	12.74	14.74	16.96	19.38



Katalogdaki fotoğraflar HİDROKON LTD.ŞTİ. nin izni olmadan kopyalanamaz.
The photographs in catalogue can't be copied without the permission of HİDROKON LTD. ŞTİ.

	hk 60 YK3	hk 60 YK4	hk 60 YK5	hk 60 YK6
Max. Kaldırma Momenti - Max. Lifting Moment	60	60	60	60
Max. Kaldırma Kapasitesi (3m. radüste) - Max. Lifting Capacity (at 3m. radius)	20	20	20	20
Hidrolik Bom Sayısı - Number of Hydraulic Boom	3	4	5	6
Max. Hidrolik Uzanma Mesafesi - Max. Hydraulic Reach	8.78	10.66	12.64	14.74
Max. Mekanik Uzanma Mesafesi - Max. Manuel Reach	12.58	14.66	16.94	19.38
Max. Dönüş Açısı - Max. Slewing Angle	Sürekli (Continuous)	Sürekli (Continuous)	Sürekli (Continuous)	Sürekli (Continuous)
Vinç Şasi Yüksekliği - Crane Chassis Height	250	250	250	250
Genişlik - Width	1725	1725	1725	1725
Max. Çalışma Basıncı - Max. Working Pressure	250	250	250	250
Yağ Tankı Kapasitesi - Oil Tank Capacity	200	210	220	230
Max. Çalışma Açısı - Max. Working Angle	85	85	85	85
A	4059	4139	4219	4319

STANDART




Dönüş Açısı
Slewing Angle



Koltuk
Seat



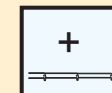
Hidrolik Yağ Tankı
Oil Tank



Kanca
Hook

STANDARD


OPSİYONEL



İlave Mekanik Bom
Mechanic Extensions



İnsan Sepeti
Basket



Halat Tamburu
Winch




Uzaktan Kumanda
Remote Control



İlave Kumanda Dilimi
Additional Function

OPTIONAL



Yağ Soğutucusu
Oil Cooler

Teknik bilgiler yol gösterici olup, bağlayıcı değildir. Ölçüleri, özellikleri değiştirme ve geliştirme hakkımız saklıdır.
Technical specialty is guider but not connective. Our changing right about size and feature is secret.